

LZR®-WIDESCAN

OPENING, PRESENCE
& SAFETY SENSOR
FOR INDUSTRIAL DOORS

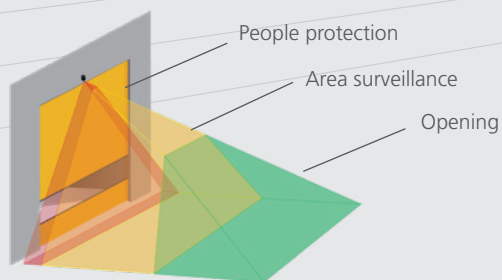
Commercial sheet



SMART DETECTION

DESCRIPTION

The **LZR®-WIDESCAN** sensor uses laser technology, based on analysis of time of flight. By generating 7 tilted laser curtains, the sensor creates a volumetric area in front of the door. One device offers 3 main functions: opening the door, area surveillance in front of the door and additional people protection in the door threshold area. Moreover, it not only optimizes traffic flow and energy savings, but also increases door protection and user comfort.



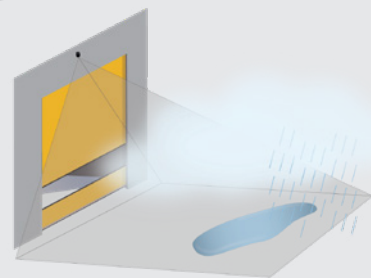
3D COVERAGE AND OBJECT PROFILING

Thanks to the precise distance measurement of the laser technology, the sensor generates a 3D detection field, which enables the exact calculation of object dimensions, speed and direction.



ENERGY SAVINGS

The object profiling enables filtering out parallel traffic, ignoring pedestrians and optimizing the opening height of the door if desired. Furthermore, the virtual pull cord can be used for intentional activation. Therefore the door only opens when needed.



INDEPENDENT OF FLOOR AND ENVIRONMENT

The laser technology offers a high level of independence when confronted with weather conditions such as rain, snow, fog, etc.



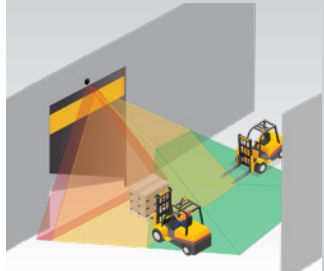
DOOR PROTECTION

The **LZR®-WIDESCAN** becomes your doorkeeper and protects your investment. It detects approaching or parked vehicles accurately in order to prevent any contact with the door.

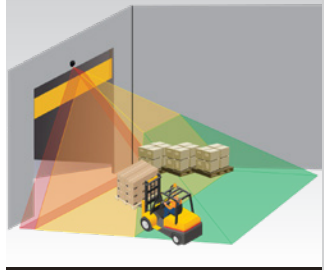




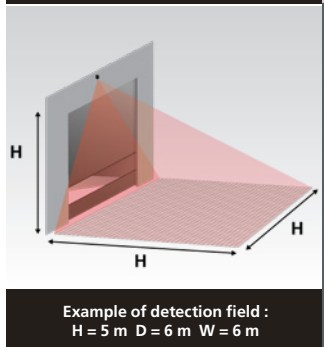
Standard with pedestrian door



Corridor



Corner



Example of detection field :
H = 5 m D = 6 m W = 6 m

PRESETTINGS FOR COMMON APPLICATIONS

DETECTION FIELD

PERFORMANCE

- High immunity against bad weather conditions
- No influence of object attributes (material, colour, reflectivity)
- Analysis of object direction, dimensions and speed
- Rejection of parallel traffic and pedestrian filter
- 3D-detection fields with flexible adjustments

DESIGNED FOR INDUSTRIAL ENVIRONMENTS

- Ideal solution to replace induction loops and to increase safety on existing doors
- Sealed standard industrial connector
- IP65

INSTALLATION

- Two visible spots help aligning the detection fields
- Intuitive configuration via LCD screen and/or remote control
- Flexible detection fields that can be adapted to every application and environment

TECHNICAL SPECIFICATIONS

Technology	LASER scanner, time-of-flight measurement (7 laser curtains)
Detection mode	Motion, presence, height and speed
Max. detection field	Width: 1 x mounting height; Depth: 1 x mounting height (adjustable and depending on user settings)
Thickness of first curtain	2 cm / m (mounting height)
Typ. mounting height	2 m to 10 m (max. 6 m for optimal safety detection)
Min. reflectivity factor	> 2 % (of floor and object) (measured at max. 6 m in safety field)
Typ. min. object size	15 cm @ 6 m (depending on mounting height and position in detection field)
Emission characteristics	IR LASER: Wavelength 905 nm; max. output pulse power 25 W; Class 1 Visible LASER: Wavelength 650 nm; max. output CW power 3 mW; Class 3R
Supply voltage	12 V - 24 V AC +/-10% ; 12 V - 30 V DC +/-10% @ sensor terminal
Power consumption	heating off: < 2.5 W; heating auto: typ. < 10 W, max. 15 W
Response time	Typ. 80 ms; max. 800 ms
Output	2 solid-state relays (galvanic isolation - polarity free) 30 V DC (max. switching voltage) - 100 mA (max. switching current) - in switching mode: NO/NC - in frequency mode: pulsed signal (f= 100 Hz +/- 10%) 1 electro-mechanic relay (galvanic isolation - polarity free) 42 V AC (max. switching voltage) - 500 mA (max. switching current)
Test input	30 V DC (max. switching voltage) - low < 1 V, high > 10 V (voltage threshold)
LED-signals	2 tri-coloured LED: Output status/ remote control response / error signals
Dimensions	200 mm (H) x 150 mm (W) x 100 mm (D) (approx.)
Material / Colour	PC/ASA / Black
Rotation angles on bracket	45° to the right, 15° to the left (lockable)
Tilt angles on bracket	-10° to +5°
Protection degree	IP65
Temperature range	-30 °C to +60 °C
Vibrations	< 2 G
Conformity	EN 61000-6-2; EN 61000-6-3; EN 60950-1; EN 60825-1; EN 50581

*Specifications are subject to changes without prior notice.
All values measured in specific conditions.*



DISCLAIMER This document as well as all other enclosed documents (quotation / specification / other) are provided «as is» without warranties of any kind, either expressed or implied, including but not limited to the implied warranties of merchantability, fitness for a particular purpose, or non-infringement. / Information is supplied upon the condition that the persons receiving it will make their own determination as to its suitability for their purposes prior to use. In no event will BEA be responsible for damages of any nature whatsoever resulting from the use of or reliance upon information from this document or the products to which the information refers. / BEA has the right without liability to change descriptions and specifications at any time. / Prices, shipping and availability are subject to change without prior notice.